



**This kit is designed to upgrade any Moroso Air Oil Separator system for Subaru applications. Due to the elimination of the PCV System, this kit is recommended for race use only.**

**Parts List**

- 1) Throttle body Gasket
- 2) Hose Clamps
- 2) Lengths of 1/2" Hose
- 2) 1/2" Barbed Fittings
- 1) Pipe Plug
- 1) 1/2" to 3/4" Nylon Coupling

For Technical Assistance, call Moroso's Tech Line  
(203)-458-0542, 8:30am-5:00pm Eastern Time  
MOROSO PERFORMANCE PRODUCTS, INC.

RevA  
42913

80 CARTER DRIVE  
GUILFORD, CT 06437  
[www.moroso.com](http://www.moroso.com)

85699INST



Step 1: Remove intercooler / intercooler tubes, remove throttle body.



Step 2: Locate and remove 3/8" lines that run to intake and PCV Valve.

For Technical Assistance, call Moroso's Tech Line  
(203)-458-0542, 8:30am-5:00pm Eastern Time  
MOROSO PERFORMANCE PRODUCTS, INC.

80 CARTER DRIVE  
GUILFORD, CT 06437  
[www.moroso.com](http://www.moroso.com)




Step 3: Remove intake nipple.




For Technical Assistance, call Moroso's Tech Line  
(203)-458-0542, 8:30am-5:00pm Eastern Time  
MOROSO PERFORMANCE PRODUCTS, INC.

80 CARTER DRIVE  
GUILFORD, CT 06437  
[www.moroso.com](http://www.moroso.com)





Step 4: Install pipe plug using Teflon Tape.



Step 5: Un-plug and remove PCV tube assembly.

For Technical Assistance, call Moroso's Tech Line  
(203)-458-0542, 8:30am-5:00pm Eastern Time  
MOROSO PERFORMANCE PRODUCTS, INC.

80 CARTER DRIVE  
GUILFORD, CT 06437  
[www.moroso.com](http://www.moroso.com)



Step 6: Disassemble PCV assembly.

For Technical Assistance, call Moroso's Tech Line  
(203)-458-0542, 8:30am-5:00pm Eastern Time  
MOROSO PERFORMANCE PRODUCTS, INC.

80 CARTER DRIVE  
GUILFORD, CT 06437  
[www.moroso.com](http://www.moroso.com)



Step 7: Re-install PCV vent tube into wiring plug.



Step 8: Install  $\frac{3}{4}$  to  $\frac{1}{2}$  coupling into crank case vent tube.

For Technical Assistance, call Moroso's Tech Line  
(203)-458-0542, 8:30am-5:00pm Eastern Time  
MOROSO PERFORMANCE PRODUCTS, INC.

80 CARTER DRIVE  
GUILFORD, CT 06437  
[www.moroso.com](http://www.moroso.com)





Step 9: Remove Air Oil Separator with 3/8 lines from vehicle.  
For Technical Assistance, call Moroso's Tech Line  
(203)-458-0542, 8:30am-5:00pm Eastern Time  
MOROSO PERFORMANCE PRODUCTS, INC.  
80 CARTER DRIVE  
GUILFORD, CT 06437  
[www.moroso.com](http://www.moroso.com)



Step 10: Remove 3/8 lines from Air Oil Separator and discard.



Step 11: Install 1/2" barbed fittings in Air Oil Separator and re-install in vehicle.

For Technical Assistance, call Moroso's Tech Line  
(203)-458-0542, 8:30am-5:00pm Eastern Time  
MOROSO PERFORMANCE PRODUCTS, INC.

80 CARTER DRIVE  
GUILFORD, CT 06437  
[www.moroso.com](http://www.moroso.com)





Step 12: Install 1/2" hose over 3/4" to 1/2" coupling.




Step 13: Install 2<sup>nd</sup> 1/2" hose over air intake nipple.

For Technical Assistance, call Moroso's Tech Line  
(203)-458-0542, 8:30am-5:00pm Eastern Time  
MOROSO PERFORMANCE PRODUCTS, INC.

80 CARTER DRIVE  
GUILFORD, CT 06437  
[www.moroso.com](http://www.moroso.com)




Step 14: Route ½" hose to Air Oil Separator.



Step 15: Install new throttle body gasket and re-install throttle body.  
For Technical Assistance, call Moroso's Tech Line  
(203)-458-0542, 8:30am-5:00pm Eastern Time  
MOROSO PERFORMANCE PRODUCTS, INC.

80 CARTER DRIVE  
GUILFORD, CT 06437  
[www.moroso.com](http://www.moroso.com)





Step 16: Install 1/2" lines to Air Oil Separator and re-install intercooler / intercooler tubes

For Technical Assistance, call Moroso's Tech Line  
(203)-458-0542, 8:30am-5:00pm Eastern Time  
MOROSO PERFORMANCE PRODUCTS, INC.

80 CARTER DRIVE  
GUILFORD, CT 06437  
[www.moroso.com](http://www.moroso.com)